

Luminaire

Code TRIPOD SUSPENSION
Name TRIPOD SUSPENSION

Measurerm.

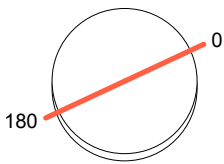
Code 0032FT20
Name TRIPOD SUSPENSION

Luminaire Flux	3886.74 lm	Luminaire Power	40.50 W	Efficacy	95.97 lm/W	Efficiency	85.18%
Sources Flux	4563.00 lm	Maximum value	238.08 cd/klm	Position	C=0.00 G=0.00	CG	Rotosymmetrical
Round Luminaire		Diam.	550 mm	Height	280 mm		
Round Luminous Area		Diam.	550 mm	Height	280 mm		
Horizontal Luminous Area	0.237583 m2			Emitting area on Plane 180°	0.154000 m2		
Emitting area on Plane 0°	0.154000 m2			Emitting area on Plane 270°	0.154000 m2		
Emitting area on Plane 90°	0.154000 m2			Glare area at 76°	0.206902 m2		
Coordinate system	CG	Symmetry Type		Measurement Distance	4563.00 lm		
Date	01-05-2020	Maximum Gamma Angle			180		
Measurement Distance	0.00						

Luminaire Sources

Line		Flux [lm]	Pow. [W]	Q.ty
PHILIPS E27 LED SOURCE - 13,5W - Nominal Lumen 1521lm - 2700K - CR180		1521.00	13.50	3
C.I.E.	46 82 95 91 85			
F UTE	0.77 F + 0.08 T			
		D DIN 5040	A31	
		B NBN	BZ 5 / 1 / BZ 4	

Diam=550mm



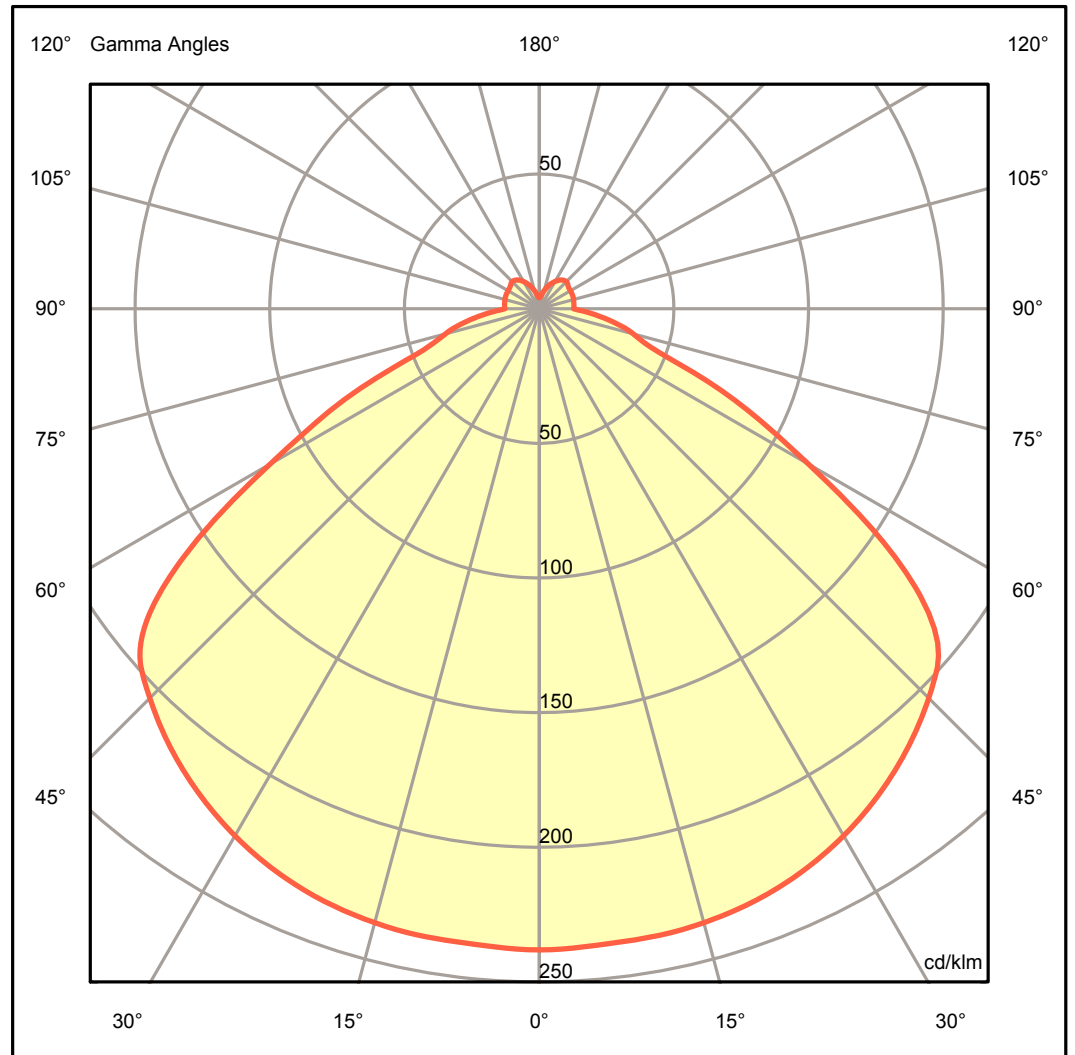
C Halfplanes

180.0 — 0.0

ULOR 7.97 %

DLOR 77.21 %

RN 9.36 %



Luminaire

Code TRIPOD SUSPENSION

Name TRIPOD SUSPENSION

Measurement

Code 0032FT20

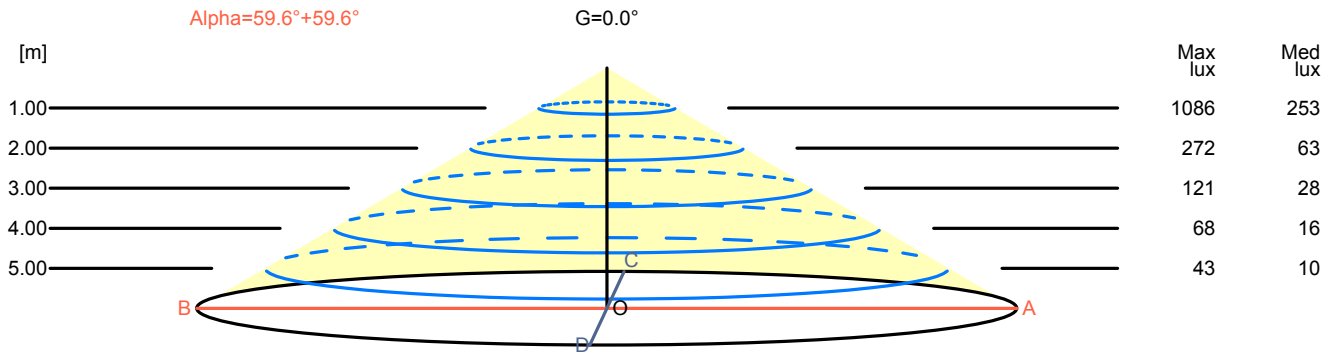
Name TRIPOD SUSPENSION

Luminaire Flux	3886.74 lm	Luminaire Power	40.50 W	Efficacy	95.97 lm/W	Efficiency	85.18%
Sources Flux	4563.00 lm	Maximum value	238.08 cd/klm	Position	C=0.00 G=0.00	CG	Rotosymmetrical

Width at 50.00 % of Max Intensity

H[m]	1.00	2.00	3.00	4.00	5.00	H[m]	1.00	2.00	3.00	4.00	5.00
OA	1.71	3.41	5.12	6.82	8.53	OC	1.71	3.41	5.12	6.82	8.53
OB	1.71	3.41	5.12	6.82	8.53	OD	1.71	3.41	5.12	6.82	8.53

	Luminous Intensities [cd/klm]									
	0	5	15	25	35	45	55	65	75	85
OA	1086.38	1082.97	1077.02	1052.48	1003.73	932.84	737.90	364.27	165.44	87.65
OB	1086.38	1082.97	1077.02	1052.48	1003.73	932.84	737.90	364.27	165.44	87.65
OC	1086.38	1082.97	1077.02	1052.48	1003.73	932.84	737.90	364.27	165.44	87.65
OD	1086.38	1082.97	1077.02	1052.48	1003.73	932.84	737.90	364.27	165.44	87.65



H[m]	D[m]	Max lux	Med lux	Alpha=59.6°+59.6°	G=0.0
1.00	3.41	1086	253		
2.00	6.82	272	63		
3.00	10.23	121	28		
4.00	13.64	68	16		
5.00	17.05	43	10		

Luminaire

Code TRIPOD SUSPENSION

Name TRIPOD SUSPENSION

Measurement

Code 0032FT20

Name TRIPOD SUSPENSION

Luminaire Flux	3886.74 lm	Luminaire Power	40.50 W	Efficacy	95.97 lm/W	Efficiency	85.18%
Sources Flux	4563.00 lm	Maximum value	238.08 cd/klm	Position	C=0.00 G=0.00	CG	Rotosymmetrical

UGR
S = 0.250

Reflectancies										
Ceiling/Cavity	0.7	0.7	0.5	0.5	0.3	0.7	0.7	0.5	0.5	0.3
Walls	0.5	0.3	0.5	0.3	0.3	0.5	0.3	0.5	0.3	0.3
Working Plane	0.2	0.2	0.2	0.2	0.2	0.2	0.2	0.2	0.2	0.2
Room Dimensions	Lateral View					Viewed Endwise				
x=2H y=2H	16.3	17.5	16.7	17.9	18.3	16.3	17.5	16.7	17.9	18.3
x=2H y=3H	16.8	17.9	17.3	18.4	18.8	16.8	17.9	17.3	18.4	18.8
x=2H y=4H	17.1	18.1	17.5	18.5	19.0	17.1	18.1	17.5	18.5	19.0
x=2H y=6H	17.3	18.2	17.8	18.7	19.2	17.3	18.2	17.8	18.7	19.2
x=2H y=8H	17.4	18.3	17.9	18.8	19.3	17.4	18.3	17.9	18.8	19.3
x=2H y=12H	17.5	18.3	18.0	18.8	19.3	17.5	18.3	18.0	18.8	19.3
x=4H y=2H	16.0	17.0	16.5	17.5	18.0	16.0	17.0	16.5	17.5	18.0
x=4H y=3H	16.7	17.5	17.2	18.0	18.5	16.7	17.5	17.2	18.0	18.5
x=4H y=4H	17.0	17.7	17.5	18.2	18.8	17.0	17.7	17.5	18.2	18.8
x=4H y=6H	17.3	18.0	17.9	18.5	19.1	17.3	18.0	17.9	18.5	19.1
x=4H y=8H	17.5	18.1	18.1	18.6	19.2	17.5	18.1	18.1	18.6	19.2
x=4H y=12H	17.6	18.2	18.2	18.7	19.4	17.6	18.2	18.2	18.7	19.4
x=8H y=4H	17.1	17.7	17.7	18.2	18.9	17.1	17.7	17.7	18.2	18.9
x=8H y=6H	17.4	17.9	18.0	18.5	19.2	17.4	17.9	18.0	18.5	19.2
x=8H y=8H	17.6	18.1	18.2	18.7	19.4	17.6	18.1	18.2	18.7	19.4
x=8H y=12H	17.8	18.2	18.5	18.8	19.5	17.8	18.2	18.5	18.8	19.5
x=12H y=4H	17.0	17.6	17.6	18.2	18.8	17.0	17.6	17.6	18.2	18.8
x=12H y=6H	17.4	17.8	18.0	18.4	19.1	17.4	17.8	18.0	18.4	19.1
x=12H y=8H	17.6	18.0	18.2	18.6	19.3	17.6	18.0	18.2	18.6	19.3

Luminaire

Code TRIPOD SUSPENSION

Name TRIPOD SUSPENSION

Measurem.

Code 0032FT20

Name TRIPOD SUSPENSION

Luminaire Flux	3886.74 lm	Luminaire Power	40.50 W	Efficacy	95.97 lm/W	Efficiency	85.18%
Sources Flux	4563.00 lm	Maximum value	238.08 cd/klm	Position	C=0.00 G=0.00	CG	Rotosymmetrical

Isolux (Floor)

Luminaire position X=0.00m Y=0.00m Z=2.50m

